











JEFFERSON UNION LIST PRICE SHEET - EFFECTIVE AUGUST 1, 2010

150 POUND UNION									
BRASS TO IRON - M2 - M4 - M6 - M8 - M10*					IRON TO IRON - M3 - M5* - M7*				
STYLES		1/2	3/4	1	1 1/4	1 1/2	2	2 1/2	3
	M2								
	BLACK	9.30	10.65	13.90	19.92	24.85	28.89	56.99	116.96
	GALVANIZED	11.64	13.87	17.50	25.31	30.80	35.27	71.24	146.20
	M3 (Iron to Iron Seat)								
	BLACK	12.67	14.38	17.01	25.65	31.35	34.13	104.77	126.06
	GALVANIZED	16.10	18.13	23.52	32.34	39.57	47.93	148.60	157.58
	M4								
	BLACK	13.28	18.28	25.67	35.33	41.64	55.66	-----	-----
	GALVANIZED	14.20	19.52	27.44	37.76	45.16	59.49	-----	-----
	M6								
	BLACK	31.91	37.89	46.42	64.09	85.50	112.37	-----	-----
	GALVANIZED	41.91	50.40	63.35	86.50	114.92	144.63	-----	-----
	M8								
	BLACK	36.79	50.15	59.69	74.98	106.42	131.05	-----	-----
	GALVANIZED	48.06	65.50	77.96	109.66	148.19	161.72	-----	-----



**JU2010

JEFFERSON UNION LIST PRICE SHEET - EFFECTIVE AUGUST 1, 2010

250 POUND											
BRASS TO IRON - X2 - X4 - X6 - X8 - X10						IRON TO IRON - X3 - X5 - X7					
STYLES		1/4	3/8	1/2	3/4	1	1 1/4	1 1/2	2	2 1/2	3
	X2 - X3 BLACK	14.08	14.08	12.73	14.52	17.84	28.78	34.39	37.92	108.52	127.00
	X2 GALVANIZED	----	----	17.12	19.06	23.57	35.78	41.17	50.54	122.29	187.63
	X4 - X5 BLACK	23.32	23.32	16.68	22.44	27.91	37.38	46.20	61.49	----	----
	X4 GALVANIZED	24.72	24.72	18.14	24.48	30.63	42.26	47.96	63.82	----	----
	X6 - X7 BLACK	----	----	33.43	39.71	48.52	68.69	89.53	117.66	----	----
	X6 GALVANIZED	----	----	43.87	54.25	66.59	90.52	120.24	167.00	----	----
	X8 BLACK	----	----	38.55	53.99	62.49	87.80	111.47	155.94	----	----
	X8 GALVANIZED	----	----	49.33	67.35	81.80	113.57	143.39	197.80	----	----
	X10 BLACK	----	----	34.85	41.78	50.29	67.62	79.86	122.74	----	----
	GALVANIZED (on request)										

**JU2010

JEFFERSON UNION LIST PRICE SHEET - EFFECTIVE AUGUST 1, 2010

300 POUND													
BRASS TO IRON - J2 - J4 - J6										IRON TO IRON - J3			
STYLES		1/8	1/4	3/8	1/2	3/4	1	1 1/4	1 1/2	2	2 1/2	3	4
	J2 - J3 BLACK	16.80	18.29	18.66	16.39	18.53	24.16	38.64	40.47	51.07	122.99	153.31	291.01
	J2 - GALVANIZED	22.64	22.43	22.87	22.72	24.69	32.68	45.58	54.87	68.36	150.99	186.54	358.68
	J4 BLACK	----	21.38	21.38	28.93	35.34	49.04	54.73	76.42	100.22	N/A	189.65	----
	J6 BLACK	----	----	----	35.60	43.87	55.74	75.25	98.10	128.88	----	----	----
	J8 BLACK	----	----	----	39.16	48.26	61.31	82.78	107.91	141.77	----	----	----
	GALVANIZED (on request)												

**JU2010